



TEACHING SCENARIO FOR IMPLEMENTATION OF THE INTERDISCIPLINARY PROJECT FOR STUDENTS

This publication reflects the views only of the author, and the Commission cannot be held responsible for any use which may be made of the information contained therein. The publication is created as part of the Kids in Clouds 2020-1-HR01-KA201-077826 Erasmus+ project during the year 2022 and represents an open access and free of charge document.

Project title:	Nature Love
Correlating subjects:	Literature, History, Geography and IT
Key terms:	Autobiographical novel, plot, hero, motivation, trust, geographical location, natural diversity, English colony, geographical map, British India, Corfu

Activity title:	"My family and other animals" – an exciting memory of childhood – a lesson in new knowledge"
Activity duration (min):	45 minutes


Detailed activity description:	
<p><i>Creating a positive attitude and motivating students.</i></p> <p>Start a discussion with students on "Man and Nature" by pre-writing on a large cardboard pinned to the board, keywords (man and nature). Ask them what the relationship between man and nature is and what nature is to them, let each of the students write on a small piece of colored paper (in a word) what nature is for him, then glue it to the cardboard. This will motivate students to work.</p> <p><i>Introduce the topic.</i></p> <p>Make a summary of the importance of "dialogue" and the synchronization between people and nature, then enter the theme of the life and creativity of the English writer and environmentalist - Gerald Darrell.</p> <p><i>Main part.</i></p> <p>Introduce the multimedia that gives students an idea of the writer's life and creativity using a presentation in Adobe Connect - Gerald Durrell</p> <p>When students find the information about the author's location, ask students questions about the location of India (In which continent is it located? In which part of Asia?). Then make a link to the story of the period in which the writer was born. Explain students about British India. Using a worksheet, in the form of a map, which part of India is a colony of England during this historical period.</p> <p><i>(Annex 1)</i></p>	

СЪДЪРЖА ВИДЕО. ПОРЪЧЕНОСНОТО СЪДЪРЖАНИЕ Е ЗАЩИТЕНО СЪС ПРАВАТА НА АВТОРИТАТА.

WORKSHEET


Question 1 → What continent is India in?

Figure 1.



Question 2 → Determine the geographical location of India. In what part of the continent is Asia located?


Question 3 → Which countries today are included within British India?



Introduce students to the author's interest in animals and how his love for them builds him up as a person and makes sense of his whole life and creativity. Show them at the [AdobeSpark](https://express.adobe.com/video/Oo9DIwVuDz69o) presentation.

<https://express.adobe.com/video/Oo9DIwVuDz69o>

Kids in Clouds



"Darrell Wildlife Conservation Trust" and comment on the importance of caring for animals by pointing to a quote from Gerald Darrell on which to reflect ("Animals are an overwhelming majority who have no voting rights and can only survive with our help").

Final part

Use the quote to summarize what they learned about class.

Activity adaptation for students with difficulties

Children with learning difficulties are given an adapted task that is according to their abilities. They can join teams with gifted students to be supported by them.

Activity adaptation for gifted students and those willing to learn more

Students are offered different options for searching and presenting the information, which allows for the appearance of gifted students.

Activity title: "My family and other animals" – an exciting memory of childhood – a lesson in new knowledge

Activity duration (min): 45 minutes

Detailed activity description:

Creating a positive attitude and motivating students.

Update the knowledge of Gerald Darrell's work from the previous lesson/activities by asking questions to students. Focus their attention on the novel "My Family and Other Animals", recalling the childhood of the writer of Corfu Island. Use the knowledge of geography students and give them a task for the location of the island. Let them find out for themselves where it is on the map and determine the latitude and longitude (card work).

Introduce the theme.

After orienting where he spent much of his childhood, smoothly enter the theme and explain them about the creative history of the novel and what an autobiographical novel means.

Main part.

Make an artistic reading of the "Barrel of Knowledge" chapter of the novel and give students to determine the main episodes using ([Annex 2](#)) which is a plot scheme.

WORKSHEET

1. Present the plot of the head with a suitable scheme, following the pattern.



2. Find out in the text and formulate the idea of these characters about education. Fill in the table. Which of these notions comes closest to yours?

HERO	HERO DESCRIPTION	IDEA OF EDUCATION
MOTHER		
LESLEY		
MARGAUX		
LARI		
TEACHER		
DOG		
OTHER CHARACTERS		

Comment on the characters in the work, their qualities and the relationships between them. In a table in (Annex 3), they record the most important thing for each of them.

You can use Darrell's quote to begin with: "The house is not a home until there is a dog in it."

Annex 3

Annex 3

/ Worksheet

1. Explain orally the meaning of the underlined phrases in the passages:

- "While I was struggling with the apparently unsolvable task of caterpillar appetite, George found another occupation. "
- "These were maps that had their own lives, maps that one could study, disapprove of, or make corrections; in short, maps that really make sense."
- "I also knew that Anibal had set aside a special person not only to feed the animals, but to give them mechs with warm water when the weather got cold. This interesting fact had clearly eluded the more serious historians."
- "So, George, hampered by the inappropriate books and the unamenable disciple, sought to make his teaching interesting, and the time of the lessons went unnoticed."






2. Read the excerpt and replace Jerry's interests with your interests. Do you think the geography lesson presented in this way is more interesting and understandable to you?

"By geography, we made more progress because George was able to give a more zoological coloring to the lessons. We drew giant maps with folded mountains, and then filled in the most interesting places, making drawings of the more exciting fauna that is located there. Thus, for me, Ceylon's most important products were tapirs and tea; india's tigers and rice; Australia's kangaroos and sheep; and the blue curved currents we painted across the oceans, carrying whales, albatross, penguins and walruses, as well as hurricanes, winds, good weather and bad weather. "

WRITE DOWN THE TEXT BY REPLACING JERRY'S INTERESTS WITH YOUR INTERESTS 



Allow students, divided into groups, to draw up an e-booklet on the theme: "My Furry Best Friend". Use the **FlipSnack** digital tool. [FlipSnack](#)



When the products are ready, the teams present them to the class.

Final part

The manufactured products are evaluated according to predefined criteria, let the whole class participate in the vote for the best e-booklet. Congratulate students on their successful work and reward them with diplomas.

Activity adaptation for students with difficulties

Teamwork allows students with difficulties to be assisted by more advanced students. Help them with various electronic connections that will help them reach the necessary information faster.

Activity adaptation for gifted students and those willing to learn more

Gifted students can be the leaders in the team, they can allocate the individual tasks in it and present the finished product.

Activity title:	The Way to Knowledge — Hard Work or Fun — An Exercise Lesson
Activity duration (min):	45 minutes
Detailed activity description:	
<p>Creating a positive attitude and motivating students.</p> <p>Update the knowledge from the previous hour by applying a motivation game. Divide students into pairs, assign each couple to record three true and one false statement about Gerald Darrell or the novel "My Family and Other Animals." Then choose which pair to start with, and the rest need to guess what the wrong statement is.</p>	

Introduce the theme.

This way you will enter them in the new topic and explain to them the new concept (motivation) by giving them an example of the motivation game.

Main part.

Continue with the analysis of the "Barrel of Knowledge" chapter. Comment on Jerry's training in different subjects using worksheet ([Appendix 3](#)). Discuss how important Jerry's teacher is to the lessons. Ask them if they will be more interested in class if the information is presented according to their interests.

Give them a task in which they have to replace Jerry's interests (in the geography lesson passage) with *theirs*. Have students read what happens in the exchange.

Final part


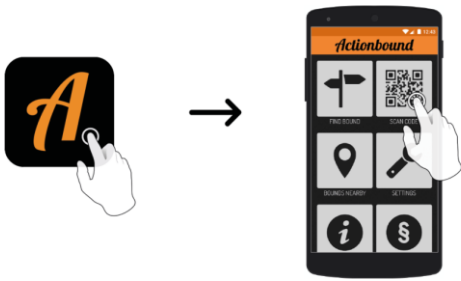
In conclusion, comment that learning can be fun and congratulate students on participating.

Activity adaptation for students with difficulties

Make groups so that they have students with difficulties and those who have advanced. Teamwork will help them navigate the task more easily and quickly.

Activity adaptation for gifted students and those willing to learn more

Gifted students can be the leaders in the team, they can allocate the individual tasks in it and present the finished product.

Activity Title:	Interest and love for animals as a learning motivation – practical lesson/session
Duration of activity/exercise(min):	45 min.
Detailed description of the activity:	
<p><i>Creating a positive attitude and motivating students.</i> Update the knowledge of the previous hour with a talk, focusing on the interest and love of the hero for animals.</p> <p><i>Introduce the theme.</i> Connect the interests and love of the hero to the animals with the natural diversity of Corfu Island. Ask them about the climatic area in which the island falls, so that they can find out what animals are found there.</p> <p><i>Main part.</i> Give them the task of "Let's be explorers" using the ActionBound</p>	
 <p>Bound: Let's be explorers</p> 	



Divide them into teams, each of which has a guide. Explain the rules to them by providing them with a list of instructions to follow. The aim of the game is to find as many species of the island's flora and fauna as possible.

The team that gets to the last part of the game and is the first to find the message hidden in a bottle wins.

Final part

Comment on the message from the bottle: "Love and protect nature, because it is the real way to understand the world around us." Reward students for participating by giving them a tree and ordering them to enrich nature together by planting them in extracurricular activities.

Adaptability/inclusion of students with difficulties

Teamwork allows students with difficulties to be supported by more advanced students and not to fall behind in the group.

Adaptability/inclusion of gifted students and those wishing to learn more about the

Allow students to be the leaders in the team, they can allocate the individual tasks in it and present the final product.